

CRIME RECIDIVISM IN KENYA


2025/2026

INSIGHTS BY NATIONAL CRIME RESEARCH CENTRE (NCRC)

Statistics of Top Crimes Committed by Recidivists Across Different Incarceration Periods in Kenya (2025/2026 FY)




1 TOP OFFENCES AT 1ST INCARCERATION

Property and personal crimes are the leading drivers of first-time reoffending.


















Percentages represent share of recidivists in each incarceration category.

3 NOTABLE PATTERNS

-  Drug-related offences remain consistent across repeat offenders.
-  Robbery and break-ins reduce significantly after 2nd incarceration.
-  Economic crimes remain relatively low.

2 REOFFENDING DECLINES WITH MORE INCARCERATIONS

Percentage of recidivists by incarceration number and offence category

OFFENCE CATEGORY	INCARCERATION				
	1ST	2ND	3RD	4TH	5TH OR MORE
 Stealing	22.2	23.5	5.0	1.3	0.6
 Other Offences against Persons	17.3	13.3	3.8	0.6	0.2
 Dangerous Drugs	14.8	11.9	4.1	1.5	0.8
 Traffic Offences	12.7	8.8	3.1	1.3	0.2
 Other Penal Code Offences	10.8	7.2	2.7	0.9	0.3
 Offences Against Morality	5.2	7.8	2.0	0.4	0.1
 Robbery	5.2	5.7	1.2	0.2	0.3
 Breakings	5.0	5.5	2.1	-	0.1
 Theft of Stock	2.5	2.3	0.6	0.2	-
 Criminal Damage	2.4	2.9	0.5	-	-
 Homicide	2.1	3.9	0.6	0.2	0.1
 Economic Crimes	1.5	2.0	0.6	-	-
 Theft by Servant	0.8	0.4	0.2	-	-
 Vehicle and Other Thefts	0.6	0.6	0.2	0.1	-
 Offences Involving Police officers	0.2	0.2	0.1	-	-
 Corruption	0.1	-	-	-	-
 Offences Involving Tourist	0.1	0.1	-	-	-